




CASTLELAND PARK

BALBRIGGAN CO DUBLIN




HOUSE TYPE C
3 Bedroom Semi Detached.
108 sq.m / 1,163 sq.ft



HOUSE TYPE D
3 Bedroom Semi Detached.
112 sq.m / 1,205 sq.ft




HOUSE TYPE C1
3 Bedroom Semi Detached.
112 sq.m / 1,205 sq.ft



HOUSE TYPE D1
3 Bedroom Semi Detached.
115 sq.m / 1,238 sq.ft



HOUSE TYPE A3
4 Bedroom Detached.
145 sq.m / 1,561 sq.ft



HOUSE TYPE C3
3 Bedroom Detached.
108 sq.m / 1,163 sq.ft

www.balbriggannewhomes.ie

BER A2 BER certificates can be viewed on request with agent.

PSRA No.: 002128

Conditions to be noted: Messrs. DNG McKenna Healy for themselves and for the Vendors J Wade Developments, or lessors of the property whose agents they are, give notice that: (i) The Particulars are set out as a general outline for the guidance of intending purchasers or lessees, and do not constitute part of an offer or contract. (ii) All descriptions, dimensions, references to condition and necessary permissions for use and occupation, and other details are given in good faith and are believed to be correct, but any intending purchasers or tenants should not rely on them as statements or representations of fact but must satisfy themselves by inspections or otherwise as the correctness of each of them. (iii) No Person in the employment of Messrs. DNG has any authority to make or give representation or warranty whatever in relation to this development.



For illustrative purposes only